



Construction

Pump casing with suction and delivery connections with the same diameter and on the same axis (in-line).
Brass or cast iron unions on request.

Materials	NC3 ..40-50-60	NC3 ...70-80-85-120
Pump casing	Cast iron	Cast iron
Impeller	Composite	Composite
Shaft	Stainless steel	Ceramic

Applications

For clean liquids, without abrasives, which are non-aggressive for the pump materials.
Civil and industrial heaty systems.

Operating conditions

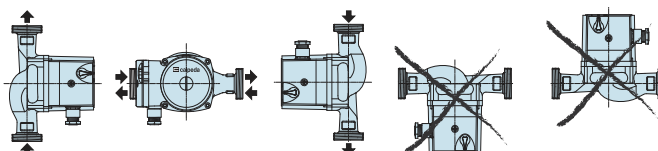
Liquid temperature from +5 °C to +110 °C (from -10 °C to +110 °C for NC3 ..-70 and NC3 ..-80-85-120).
Ambient temperature up to 40 °C.
Sound pressure ≤ 43 dB (A).
Maximum glycol quantity: 50% (Mixture with more than 20% glycol content require rechecking of the pumping data).
Maximum permissible working pressure 10 bar.

TYPE	Minimum suction pressure: bar		
	50 °C	80 °C	110 °C
NC3 ..-40,50,60	0,05	0,4	1,1
NC3 ..-70	0,05	0,4	1,1
NC3 ..-80,85,120	0,05	0,4	1,2

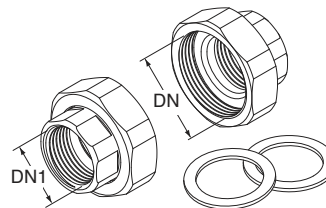
Motor

2-pole induction motor, 50 Hz.
Three adjustable speeds.
NC3: single-phase 230 V.
Insulation class H.
Protection IP 44.

Installation



Unions



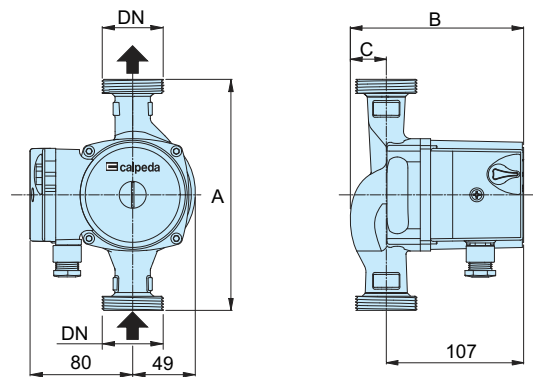
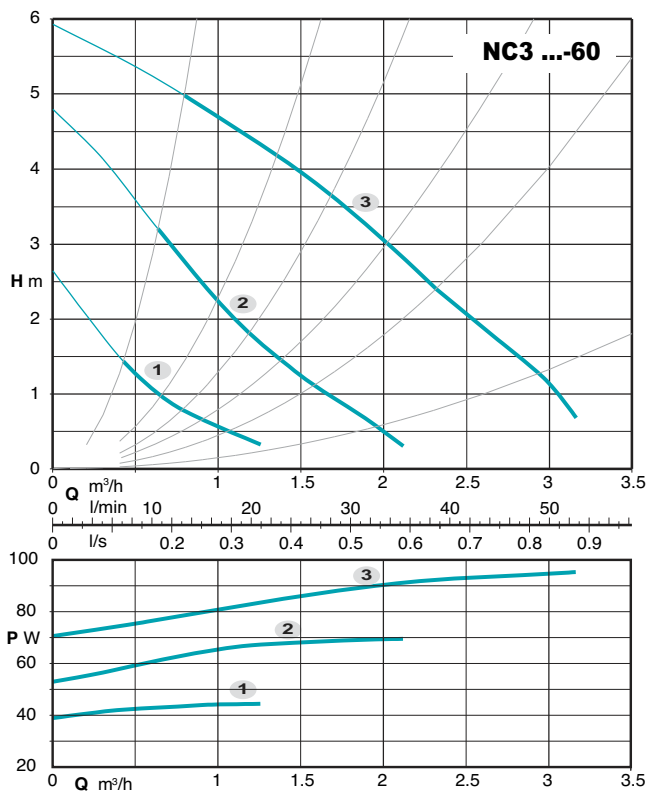
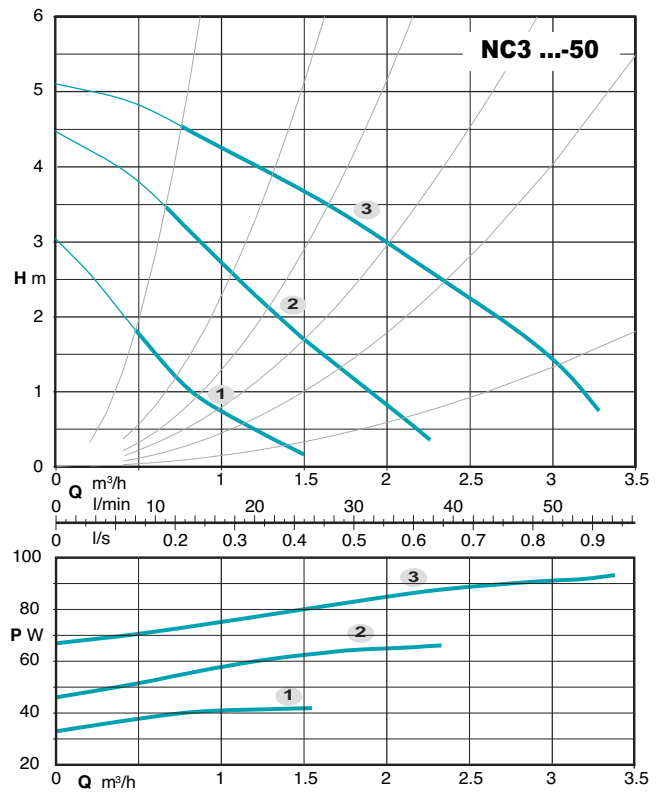
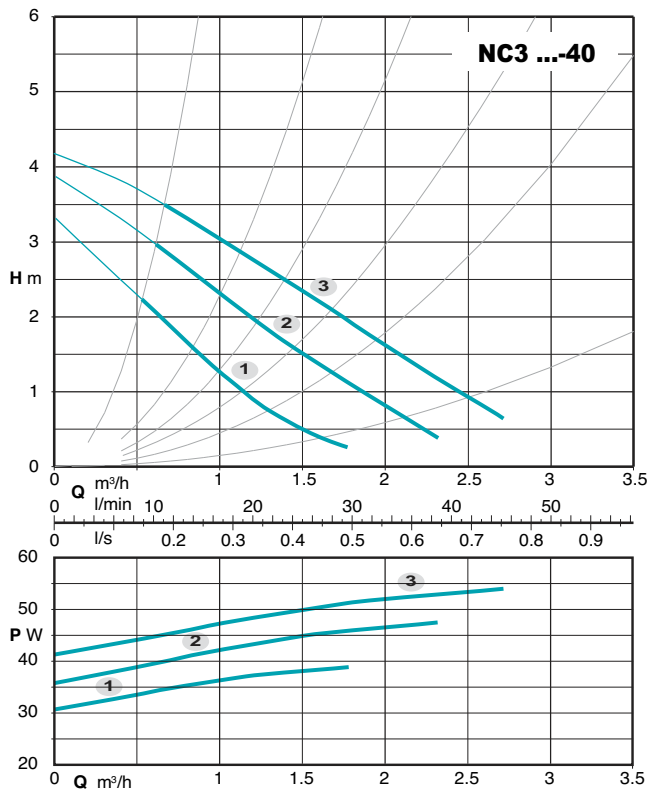
TYPE		DN	DN1
KIT G 1 - G 1/2	(NC3 15..)	G 1	G 1/2
KIT G 1 1/2 - G 1	(NC3 25..)	G 1 1/2	G 1
KIT G 2 - G 1 1/4	(NC3 32..)	G 2	G 1 1/4

Designation

Series _____
DN ports in mm _____
Max. head in dm _____
connection size mm _____

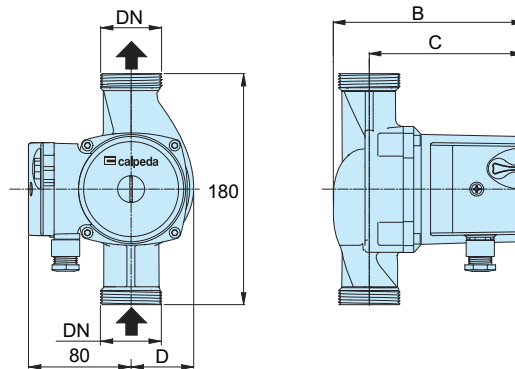
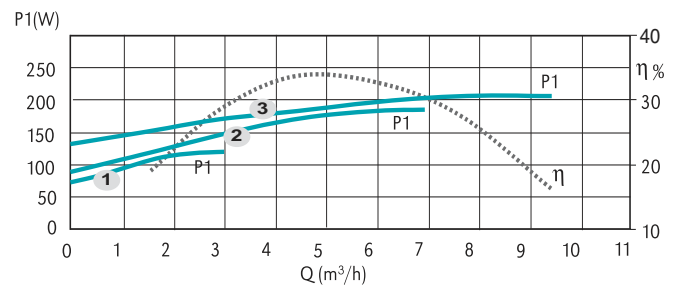
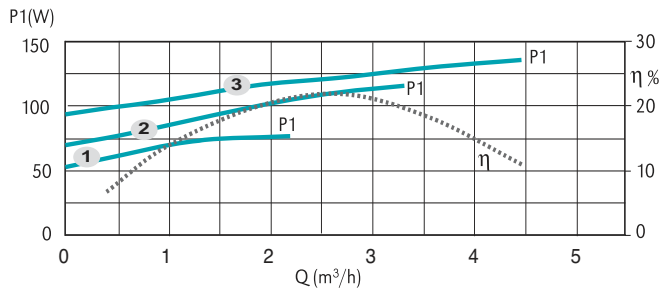
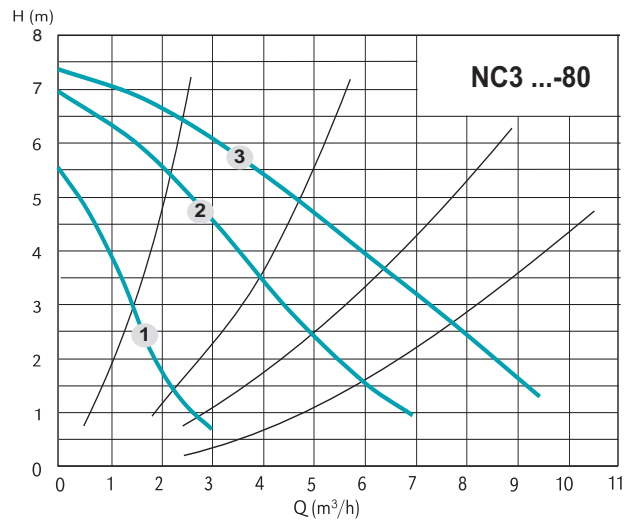
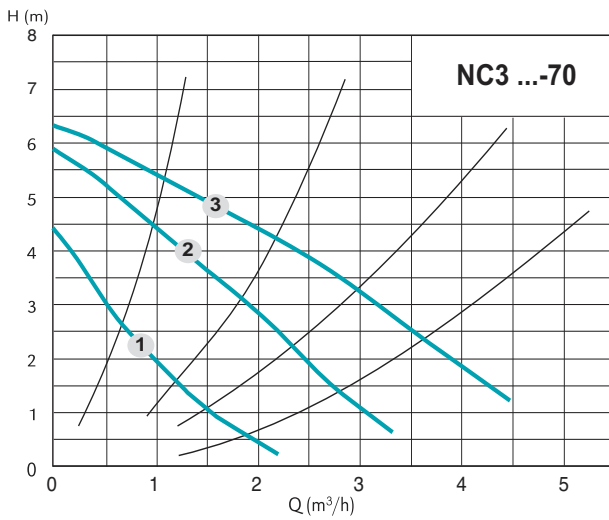
NC3 32 - 70 / 180

Characteristic curves, dimensions and weights



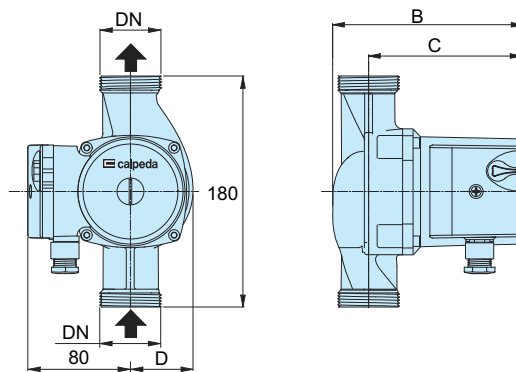
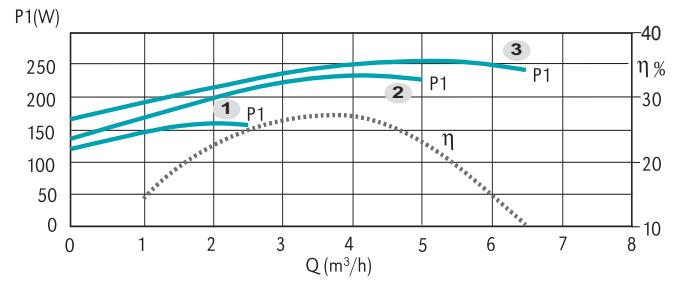
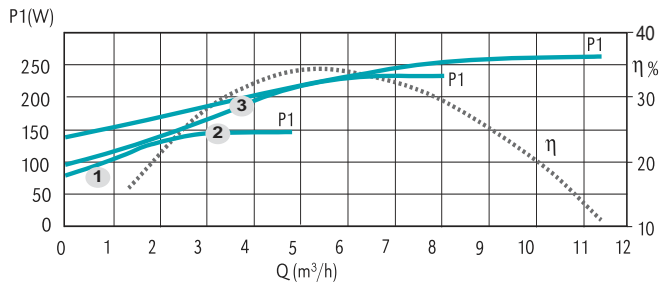
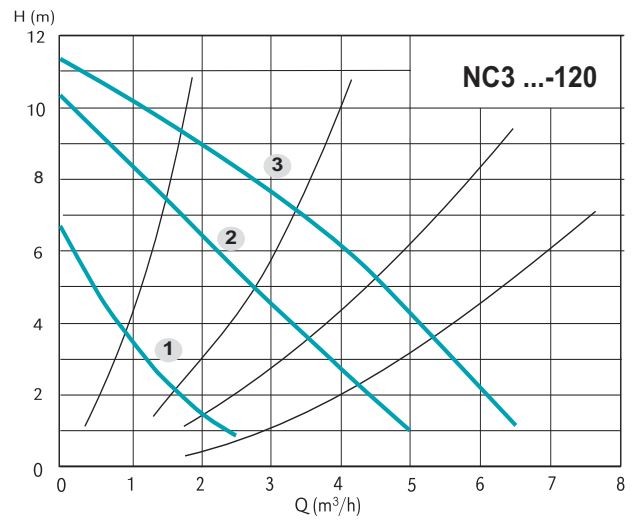
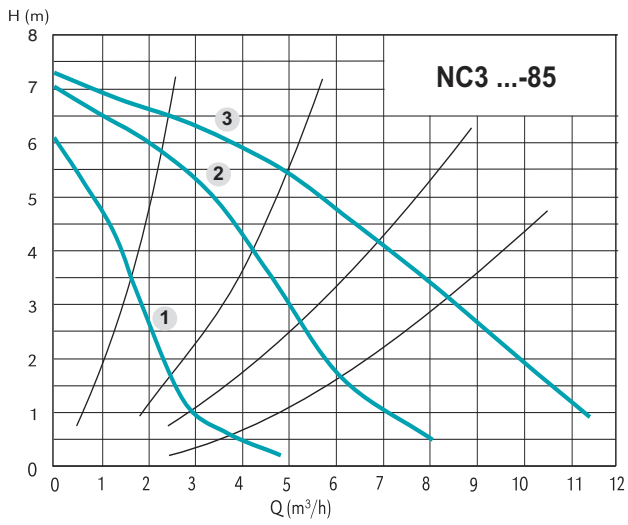
TYPE	DN	Pos.	P1 (W)	1x 230 V [A]	mm			[kg]
					A	B	C	
NC3 15-40/130	G 1	3	53	0,23	130	128	21	2,2
NC3 25-40/130	G 1 1/2	2	47	0,21	130	135	28	2,4
NC3 25-40/180	G 1 1/2	1	38	0,17	180	135	28	2,6
NC3 15-50/130	G 1	3	91	0,38	130	128	21	2,2
NC3 25-50/130	G 1 1/2	2	65	0,28	130	135	28	2,4
NC3 25-50/180	G 1 1/2	1	42	0,18	180	135	28	2,6
NC3 32-50/180	G 2	1	44	0,20	180	138	31	3
NC3 15-60/130	G 1	3	95	0,41	130	128	21	2,2
NC3 25-60/130	G 1 1/2	2	70	0,30	130	135	28	2,4
NC3 25-60/180	G 1 1/2	1	44	0,20	180	135	28	2,6
NC3 32-60/180	G 2	1	44	0,20	180	138	31	3

Characteristic curves, dimensions and weights



TYPE	DN	Pos.	P1 (W)	1x 230 V [A]	[mm]			[kg]
					B	C	D	
NC3 25-70/180	G 1 1/2	3	136	0,61	135	107	49	2,9
		2	116	0,54				
		1	77	0,37				
NC3 32-70/180	G 2	3	136	0,61	138	107	49	3,1
		2	116	0,54				
		1	77	0,37				
NC3 32-80/180	G 2	3	206	0,91	185	143	58	4,7
		2	185	0,88				
		1	120	0,60				

Characteristic curves, dimensions and weights



TYPE	DN	Pos.	P1 (W)	1x 230 V [A]	[mm]			[kg]
					B	C	D	
NC3 32-85/180	G 2	3	277	1,2	185	143	58	4,9
		2	250	1,16				
		1	172	0,85				
NC3 32-120/180	G 2	3	265	1,15	208	174	68	5,2
		2	251	1,14				
		1	176	0,85				