

Construction

Horizontal multi-stage, self-priming, close coupled pump.
 Single-piece barrel casing in chrome-nickel stainless steel, with front suction port above pumps axis and radial delivery at top.
 Stages in Noryl.

Applications

For water supply.
 For domestic use, for garden use and irrigation.

Operating conditions

Liquid temperature: 0 °C to +35 °C.
 Ambient temperature up to +40 °C.
 Suction lift up to 8 m.
 Maximum permissible pressure in the pump casing: 8 bar.
 Continuous duty.

Motor

2-pole induction motor, 50 Hz (n = 2800 rpm).
MXA: three-phase 230/400 V ± 10%.
MXAM: single-phase 230 V ± 10%, with thermal protector.
 Capacitor inside the terminal box.
 Insulation class F.
 Protection IP 54.
 Constructed in accordance with: EN 60034-1;
 EN 60335-1, EN 60335-2-41.

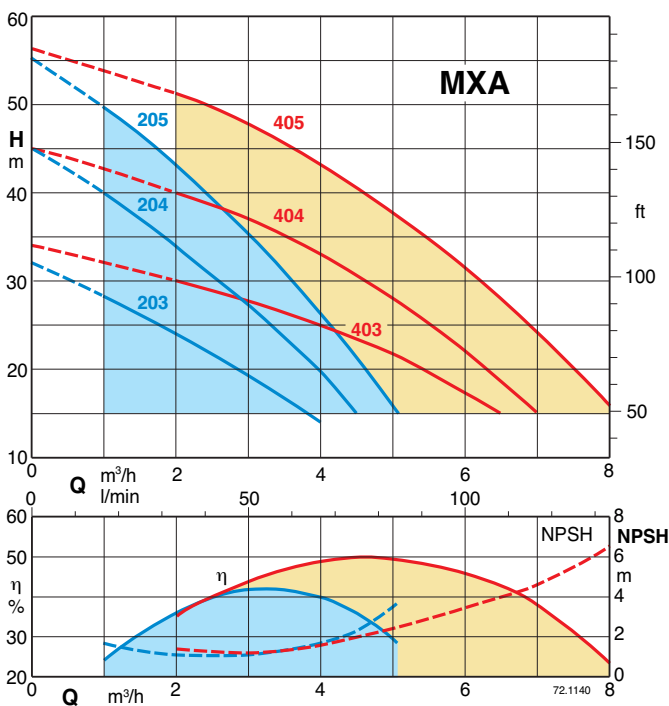
Materials

Component	Material
Pump casing	Cr-Ni steel 1.4301 EN 10088 (AISI 304)
Casing cover	Cr-Ni steel 1.4301 EN 10088 (AISI 304)
Pump Shaft	Chrome steel 1.4104 EN 10088 (AISI 430) Cr-Ni steel 1.4305 EN 10088 (AISI 303) for MXA 205,405
Plug	Cr-Ni steel 1.4305 EN 10088 (AISI 303)
Suction casing	PPO-GF20 (Noryl)
Stage casing	PPO-GF20 (Noryl)
Impeller	PPO-GF20 (Noryl)
Mechanical seal	Carbon - Ceramic - NBR

Special features on request

- Other voltages.
- Frequency 60 Hz (as per 60 Hz data sheet).

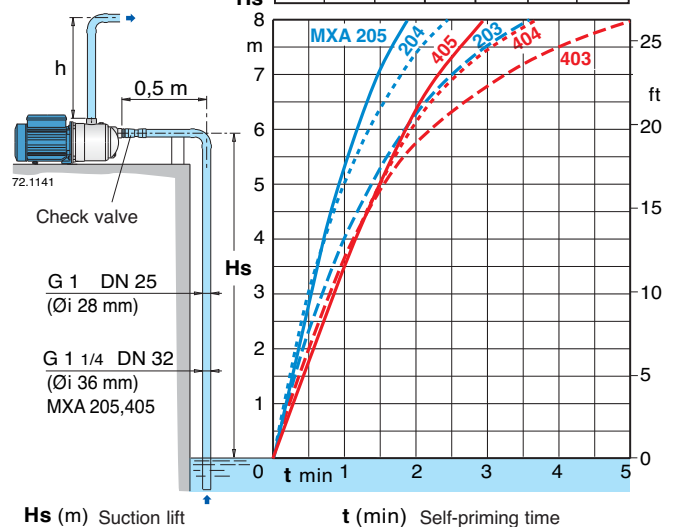
Characteristic curves n ≈ 2800 rpm



Self-priming capability

H₂O, T = 20°C,
 P_a = 1000 hPa (mbar)
 50 Hz (n ≈ 2800 1/min)

H _s (m) ≤	h (mm)					
	203	204	205	403	404	405
2	100	100	500	100	100	500
4	200	200	500	100	100	500
6	450	450	500	300	300	500
8	600	600	600	450	450	500



Performance $n \approx 2800$ rpm

	3 ~ 230 V 400 V		1 ~ 230 V P ₁		P ₂		Q	m ³ /h										
	A	A	A	kW	kW	HP		0	1	2	3	4	4,5	5				
MXA 203	2,4	1,4	MXAM 203	3	0,63	0,45	0,6	H	32	28	24	19	14					
MXA 204/A	2,8	1,6	MXAM 204/A	4,2	0,8	0,55	0,75		45	40	34	27	20	15				
MXA 205	4	2,3	MXAM 205	5,8	1,1	0,75	1		55,5	50	43	35,5	26,5	21,5	15,5			

	3 ~ 230 V 400 V		1 ~ 230 V P ₁		P ₂		Q	m ³ /h											
	A	A	A	kW	kW	HP		0	2	3	4	5	6	6,5	7	8			
MXA 403/A	2,8	1,6	MXAM 403/A	4,2	0,9	0,55	0,75	H	34	30	28	25	22	17	15				
MXA 404/A	3,5	2	MXAM 404/A	5,4	1,2	0,75	1		45	40	37	33	28	22	19	15			
MXA 405	5	2,9	MXAM 405	7	1,6	1,1	1,5		56	51	47,5	43	37,5	31,5	28	24,5	15,5		

P₁ Max. power input.

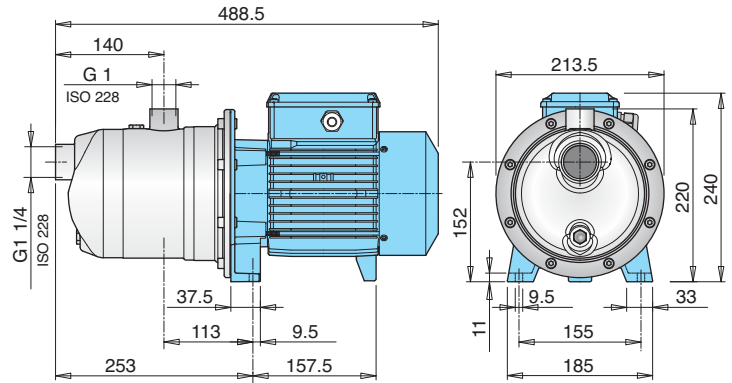
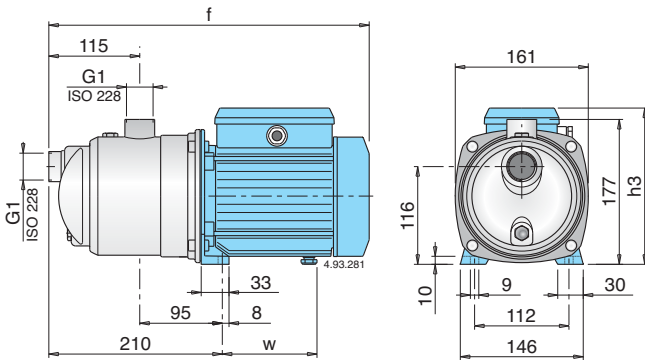
P₂ Rated motor power output.

Test results with clean cold water, without gas content.
+ 0,5 m security margin on NPSH-value is necessary.

Tolerances according to ISO 9906, annex A.

For capacities over 4 m³/h use a suction pipe G 1 1/4 (DN 32).

Dimensions and weights



TYPE	mm			Net weight kg	
	f	h3	w	MXA	MXAM
MXA 203 - MXAM 203	362	176	102	6,6	6,7
MXA 204/A - MXAM 204/A	391	192	112	8,7	9,6
MXA 403/A - MXAM 403/A	391	192	112	8,6	9,5
MXA 404/A - MXAM 404/A	391	192	112	9,5	10,5

TYPE	Net weight kg	
	MXA	MXAM
MXA 205 - MXAM 205	14	15,3
MXA 405 - MXAM 405	14,8	16,3

Features

Extra safety

against running dry, with the suction port above pump axis and with the self-priming construction.

Robust

Single-piece barrel casing.

Compact

Single-piece lantern bracket and base.

Low noise

with the water-filled shroud around the stages.

